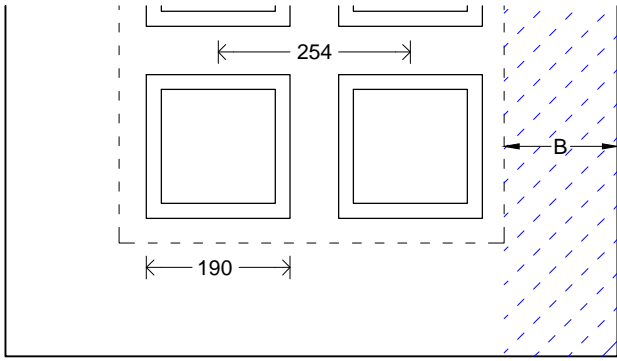
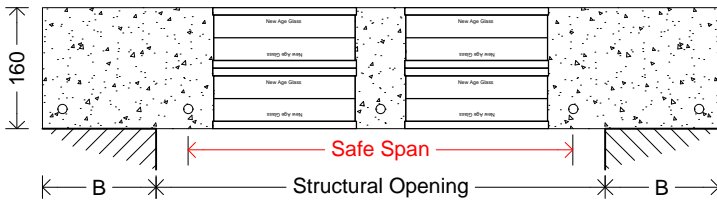


Technical Details - Floor/Roof Light - 190 fire-block - 160 deep - 254 centres

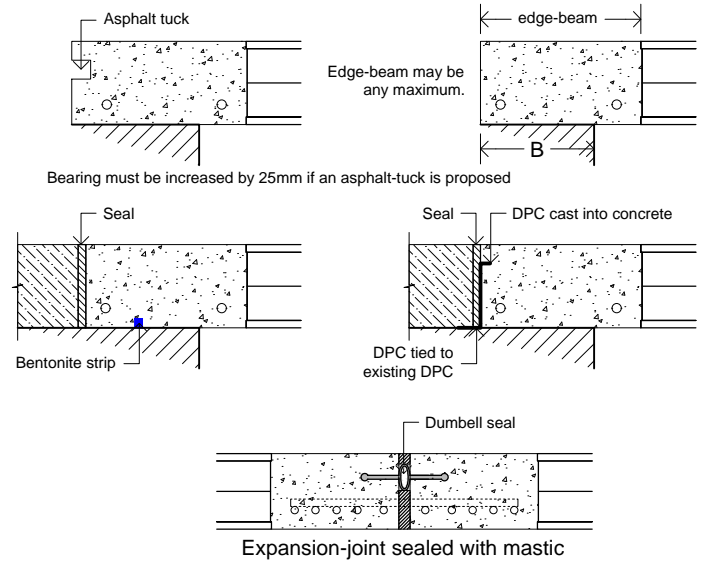


190-mm lens: 254-mm centres: 160-mm thick



NAG-R254-160F90

Bearings:





B= 75mm minimum
Add 25-mm if asphalt-tuck required.

Maximum Span Tables

Spans shown are for indication only. All pavement-lights are checked by a structural engineer.

The safe-spans shown in this table have been calculated and checked in accordance with BS8110-1:1997: Structural use of Concrete. The load-conditions shown have been tabulated in accordance to the categories listed under Table NA.2: of the NA to BS EN 1991-1-1:2002: Actions on structures

Load Conditions NA to BS EN 1991-1-1:2002	Safe Spans <small>note 1</small> BS 8110-1:1997			
	UDL kN/m ²	Point kN	2-way Spanning Span and Width Equal 	1-way Spanning Per Metre Width 
Rooflights and light domestic use Roof load includes 0.9 kN/m ² for snow	1.5	2.0	4064 mm	3302 mm
A: Domestic and residential activities All usage within self-contained dwelling units including student-accommodation, blocks of flats, dormitories, hotels, motels, hospitals, public-toilets, snooker-rooms, balconies., flat-roofs and walkways. Not suitable for where people may congregate.	3.0	2.0	3556 mm	3048 mm
B: Office Areas All office areas including at or below ground-level. Not suitable for where people may congregate.	3.0	3.0	3556 mm	3048 mm
C: Communal Areas Areas where people may congregate including communal restaurants, reading-rooms, classrooms, fixed seating areas, assembly areas, corridors, museums, dance floors, concert halls and public areas subject to crowding	5.0	3.6	3302 mm	2540 mm
D: Shopping Areas General retail shops and department-stores.	4.0	3.6	3556 mm	2794 mm

Note: Where these structures are used as concourses and public spaces, they are likely to be subject to inadvertent or deliberate synchronized movement by people, causing dynamic excitation. The design provisions should take account of the nature and intended use of the structure, the potential number of people and their possible behaviour. Structural design should be carried out with the help of specialist advice and specialist guidance documents. (NA. 2.1.4)

New Age Glass provide all drawings, calculations and reports required for the construction of all pavement lights including providing Building Control and Health and Safety information.

All designs are supplied in PDF and DWG formats. Design using Revit available. BIW experience.

For complicated loading or other special requirements, our design team can help.

Fire Rating: 90 minutes

U-value: 3.2 W/sq.m.K

Self-Weight: 2.8 kN/sq.m (288 kg/sq.m)

Light Transmittance: 22.8 %

New Age Glass

Unit 4, Phoenix Business Centre, Spur Road, Chichester, West Sussex, PO19 8PN
01243 720414 - www.newageglass.co.uk

NBS H14 44 - 03 - 44
Omniclass 44.22.34.12

NAG-R254-160F90

21 March 2017

Drawn hemis