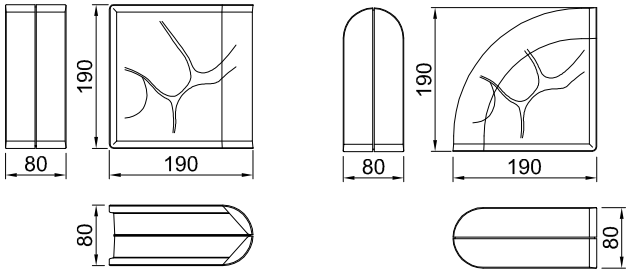


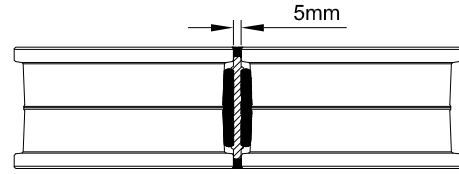
Technical Details - Pre-Fabricated - TER - Pegasus Block - 5 mm Joint



TER Linear end block
19x19 Pegasus

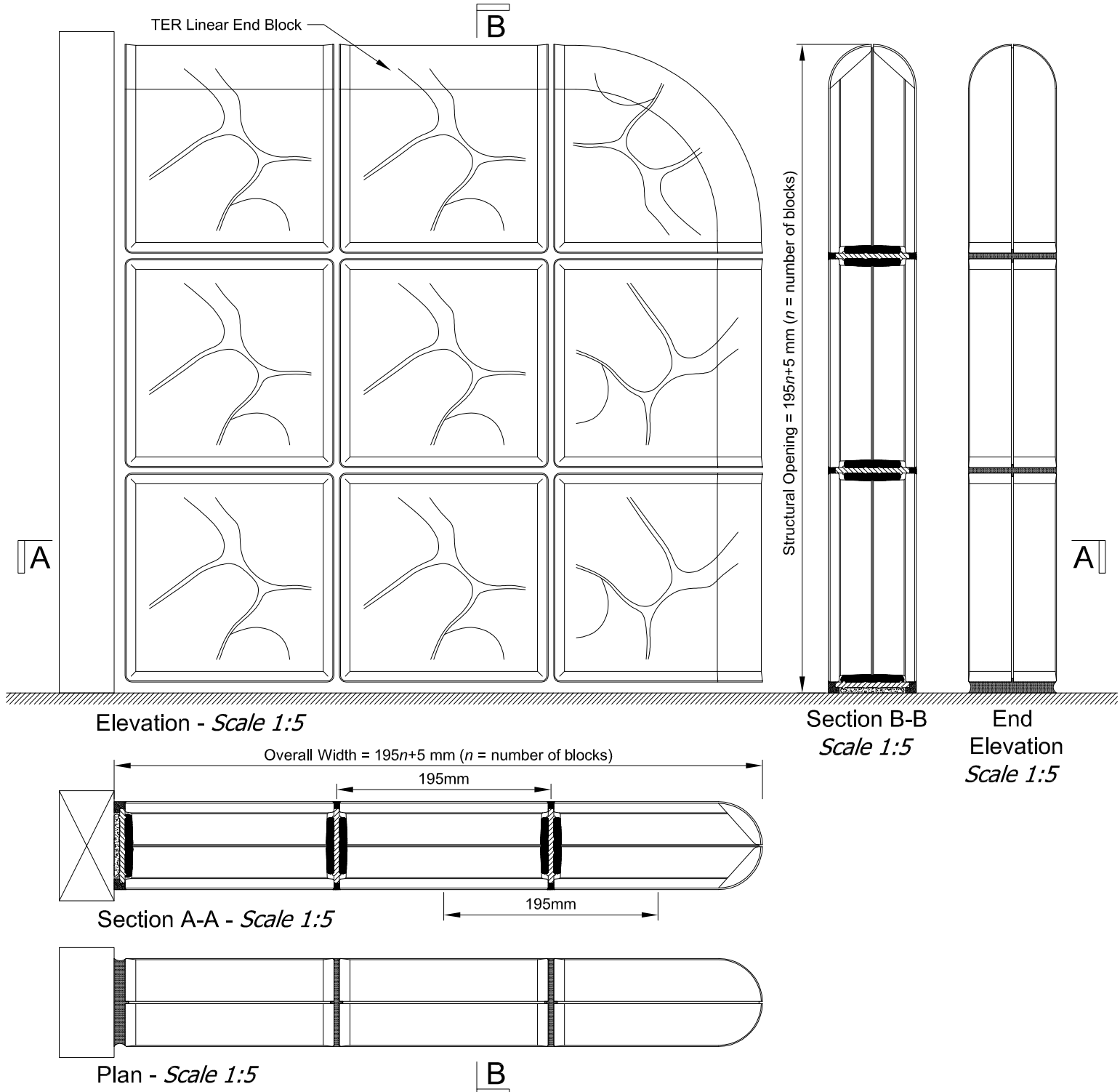
TER Curvo end block
19x19 Pegasus

Prefabricated glass block walls are non-loadbearing and should be designed into the fabric of the building in a similar manner as other non-loadbearing elements such as windows and doors. Lintels should be provided over all glass block windows and walls constructed off suspended floors should be adequately supported to limit deflection. Where vibrations are expected, flexible grout is recommended.



BlockLock System Joint.

The reinforcing BlockLock spacer is bonded to glass blocks with a strong silicon adhesive. The 5-mm joint is finished with a cement based grout or waterproof sealant.



New Age Glass

Unit 4, Phoenix Business Centre, Spur Road, Chichester, West Sussex, PO19 8PN
01243 720414 - www.newageglass.co.uk

Sheet PF-TER-5

Issue Date: 16 October 2009
Drawn DB