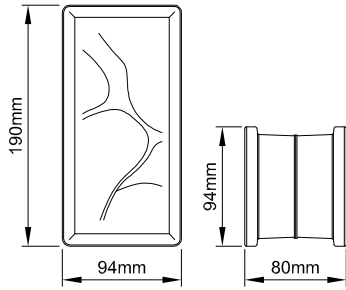
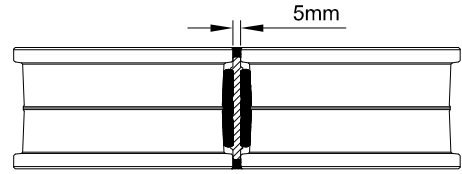


Technical Details - Pre-Fabricated - R09 - Pegasus Block - 5 mm Joint

Prefabricated glass block walls are non-loadbearing and should be designed into the fabric of the building in a similar manner as other non-loadbearing elements such as windows and doors. Lintels should be provided over all glass block windows and walls constructed off suspended floors should be adequately supported to limit deflection. Where vibrations are expected, flexible grout is recommended.

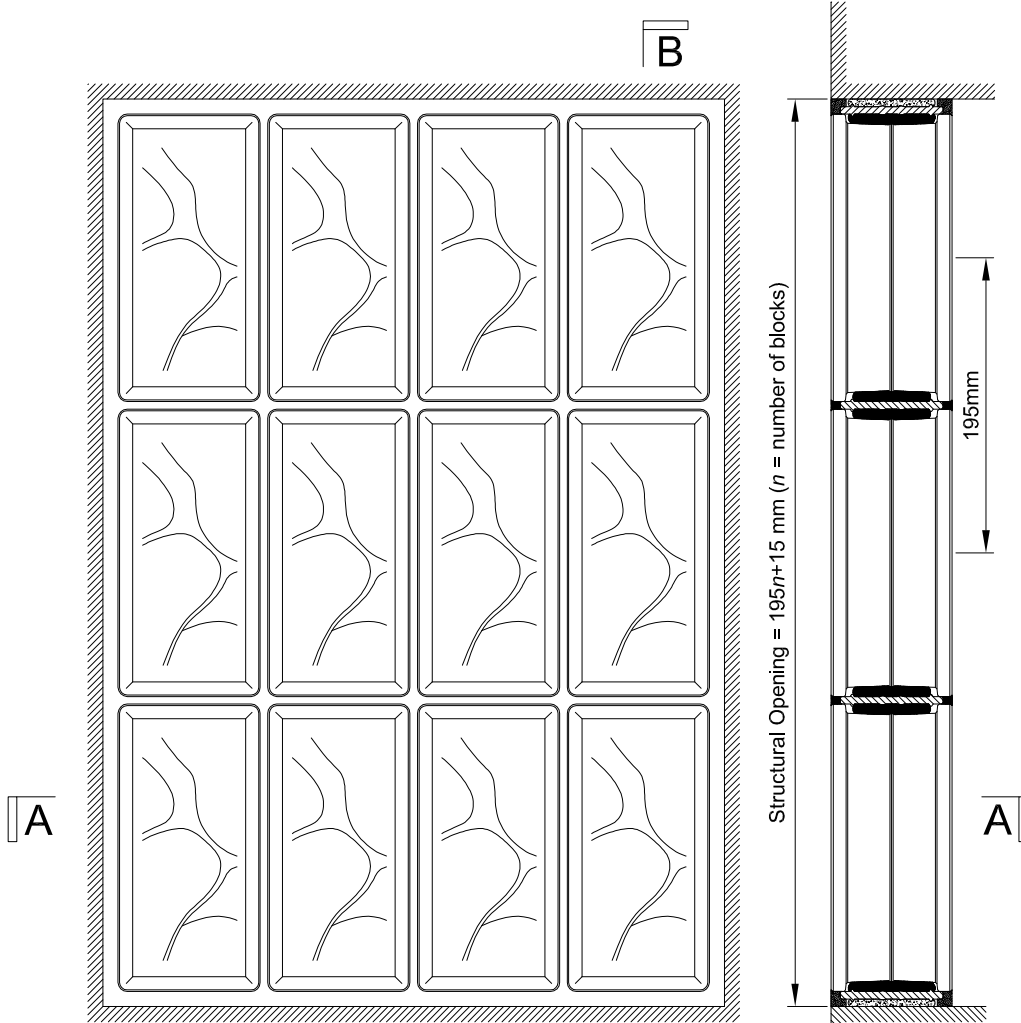


R09 Rectangular 19x9.4 Pegasus Block



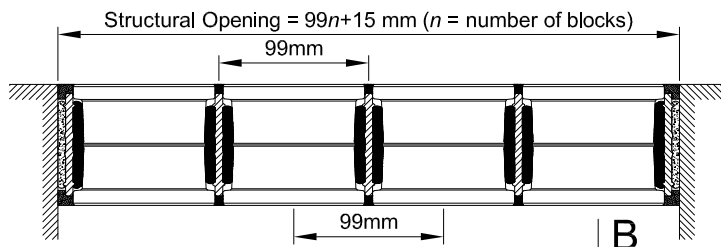
BlockLock System Joint.

The reinforcing BlockLock spacer is bonded to glass blocks with a strong silicon adhesive. The 5-mm joint is finished with a cement based grout or waterproof sealant.



Elevation - Scale 1:5

Section B-B
Scale 1:5



Section A-A - Scale 1:5