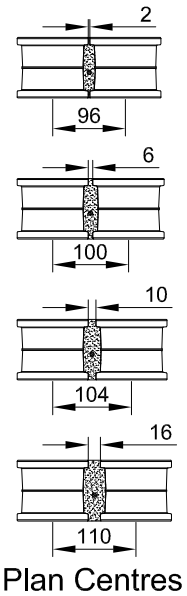
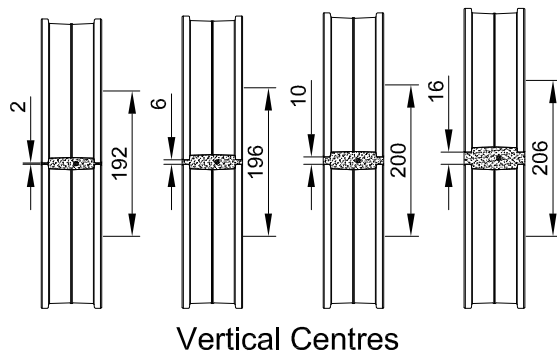
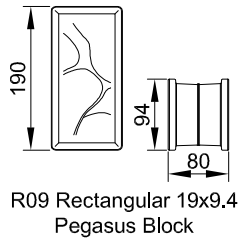


Technical Details - Mortar - R09 Glass-Block



Block centres for block shown on edge and on plan for all mortar widths

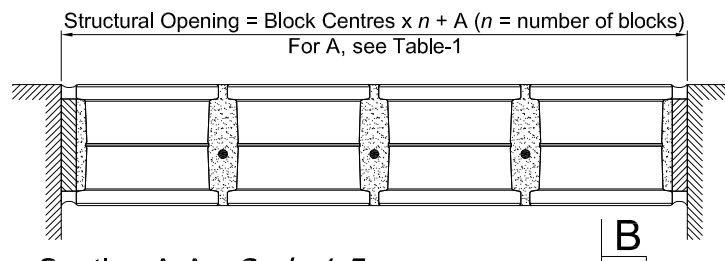
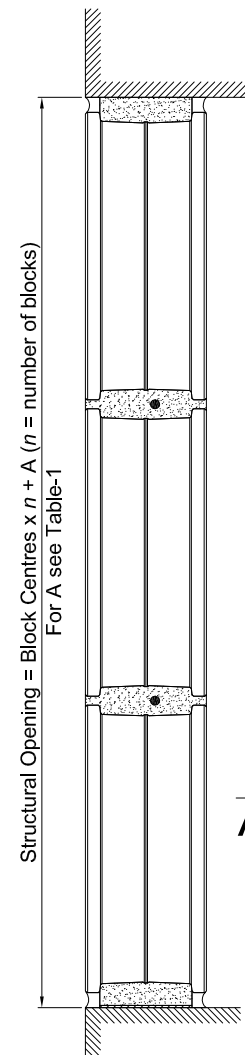

Calculation of Structural Opening

Minimum opening = Block centres x number of blocks + A

Values of A are as follows:

Joint Thickness	"A"
2 mm	18 mm
6 mm	14 mm
10 mm	10 mm
16 mm	4 mm

Table 1:
Values of A for calculation of minimum structural opening.



New Age Glass

Unit 4, Phoenix Business Centre, Spur Road, Chichester, West Sussex, PO19 8PN
01243 720414 - www.newageglass.co.uk

Sheet M-R09

Issue Date: 19 October 2009
Drawn DB